

SVKM's NMIMS

Anil Surendra Modi School of Commerce

Program: B.Com. (Hons.)

Feedback Analysis Report (AY 2023 – 24)

1. Preamble

It is the practice followed in our Institution to obtain feedback from the students about Academic / Curriculum / Co-curricular / Administration activities / Infrastructure etc. for the holistic development of the institution. The various sources of feedback collection in the Academic Year 2023-24 are:

- Student Feedback (about the course & course teacher) during the semester.
- Feedback on the Curriculum from Students, Alumni, Faculty, Academic Peers and Employers
- Exit survey from graduating students

These feedbacks are collected and collated at the Department level/Institution level and important suggestions/comments/remarks given by the stakeholders on the curriculum & syllabi and other administration activities shall be considered for further course of action.

The curriculum feedback taken from stakeholders (students, faculty, alumni, academic peers, employers) is collated and discussed at the Department Level.

The feedback inputs are given by the Department Head to the BoS members, who take the inputs into consideration for changes in curriculum. The BoS then deliberates the curriculum changes and forwards it to the Academic Council at the University level for its approval. The Academic Council approves the changes which are then endorsed by the Board of Management/Executive Council and the changes are implemented in the curriculum from the forthcoming session.



A handwritten signature in blue ink, appearing to read "S. Subu", is written over the bottom right portion of the logo.

SVKM's NMIMS

Anil Surendra Modi School of Commerce

Program: B.Com. (Hons.)

Feedback Analysis Report (AY 2023 - 24)

(Statistics - Median, 1st Quartile, 3rd Quartile)

Feedback Taken from:

Students: 426

Faculty: 35

Employers: 15

Alumni: 13

Student Feedback Analysis			
	Median	Q1(1 st Quartile)	Q3(3 rd Quartile)
Q1	3	3	4
Q2	4	3	4
Q3	4	3	4
Q4	4	3	4
Q5	3	4	4

Faculty Feedback Analysis			
	Median	Q1(1 st Quartile)	Q3(3 rd Quartile)
Q1	4	4	4
Q2	4	4	4
Q3	4	4	4
Q4	4	4	4
Q5	4	4	4

Employer Feedback Analysis			
	Median	Q1(1 st Quartile)	Q3(3 rd Quartile)
Q1	3	3	4
Q2	3	3	4
Q3	3	3	4
Q4	4	3	4
Q5	3	3	4

Alumni Feedback Analysis			
	Median	Q1(1 st Quartile)	Q3(3 rd Quartile)
Q1	3	3	4
Q2	4	3	4
Q3	4	3	4
Q4	3	3	4
Q5	3	3	4



A handwritten signature in blue ink, appearing to read "Anil Surendra Modi".

SVKM's NMIMS

Anil Surendra Modi School of Commerce

Program: B. Com. (Hons.)

Curriculum Feedback Analysis Report

2023 - 24

- 1. Student Feedback Analysis**
- 2. Faculty Feedback Analysis**
- 3. Employer Feedback Analysis**
- 4. Alumni Feedback Analysis**
- 5. Action Taken Report**

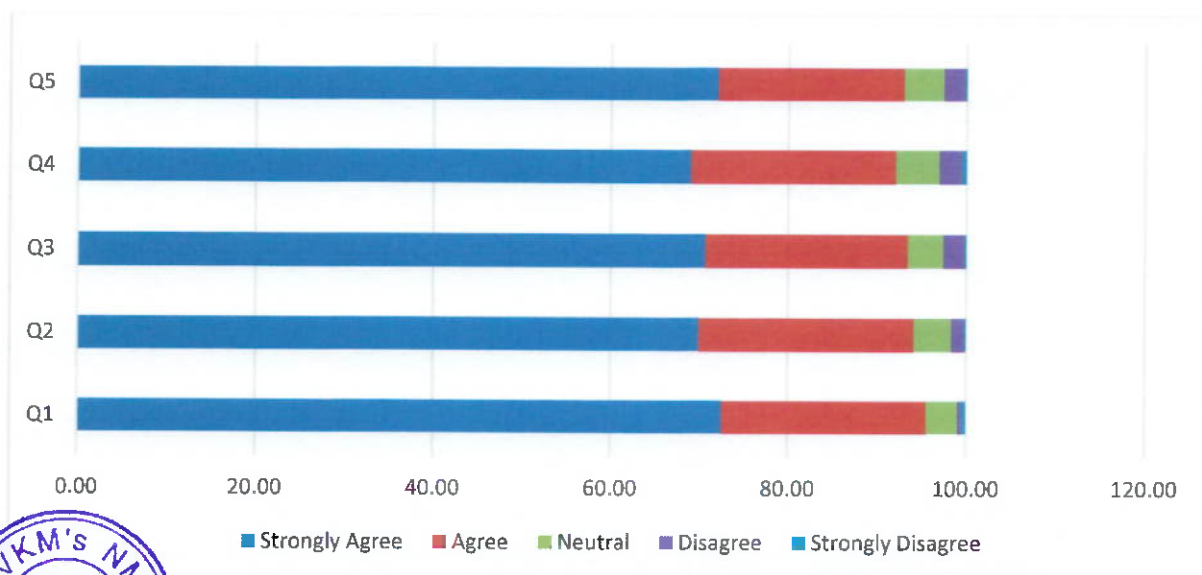


1. Student Feedback Analysis Report (2023 - 24)

No of Students from whom feedback taken: 426

Total Responses		426							
	Strongly Agree	Agree	Neutral	Disagree	Strongly Disagree		% of students who (agree + strongly agree)	% of students who (disagree + strongly disagree + neutral)	
Q1	309	98	15	2	2	Curriculum has the right mix of theory and practical knowledge required for your program	95.54	4.46	
Q2	298	103	18	6	1	Curriculum facilitates you in developing strong analytical and problem solving skills	94.13	5.87	
Q3	301	97	17	10	1	Curriculum enhances your entrepreneurship skills and life-long learning	93.43	6.57	
Q4	294	98	21	11	2	Curriculum incorporates human values and ethics.	92.02	7.98	
Q5	307	89	19	10	1	Curriculum includes courses that enhance/improve your innovative /leadership and communication skills	92.96	7.04	

B.Com. (Hons.) Student Feedback on Curriculum (2023 - 24)



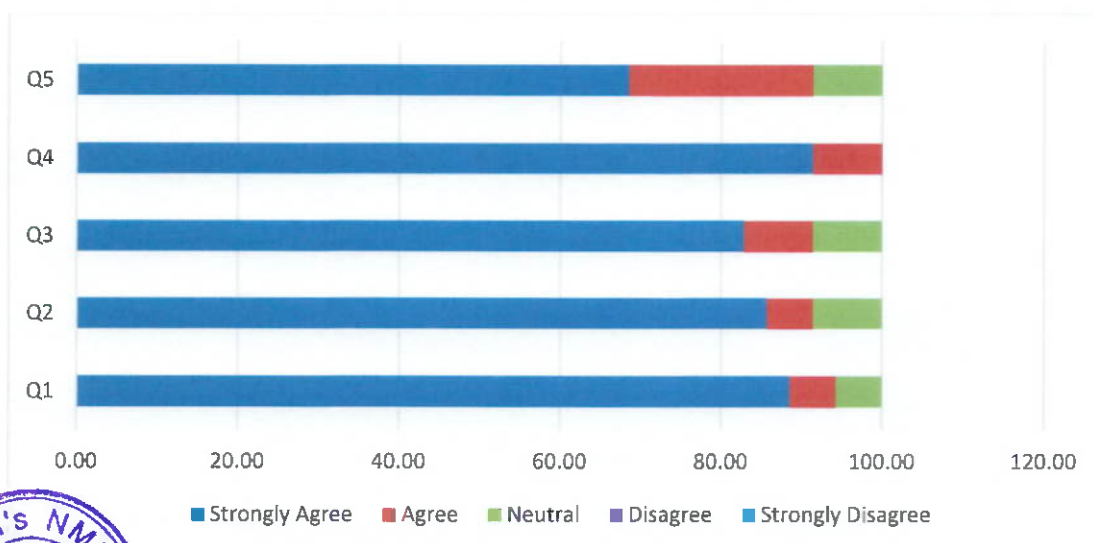
Handwritten signature

2. Faculty Feedback Analysis Report (2023-24)

No of Faculty from whom feedback taken: 35

Total Responses	35							
	Strongly Agree	Agree	Neutral	Disagree	Strongly Disagree		% of faculty who (agree + strongly agree)	% of faculty who (disagree + strongly disagree + neutral)
Q1	31	2	2	0	0	Course Outcomes are met by the units mentioned in the syllabus	94.29	5.71
Q2	30	2	3	0	0	Course contents are relevant to the current trends and technologies	91.43	8.57
Q3	29	3	3	0	0	Aims and objectives of course are clearly defined	91.43	8.57
Q4	32	3	0	0	0	Freedom to adopt new teaching pedagogy	100.00	0.00
Q5	24	8	3	0	0	Freedom to adopt new evaluation methods for internal assessment	91.43	8.57

B.Com. (Hons.) Faculty Feedback on Curriculum (2023-24)



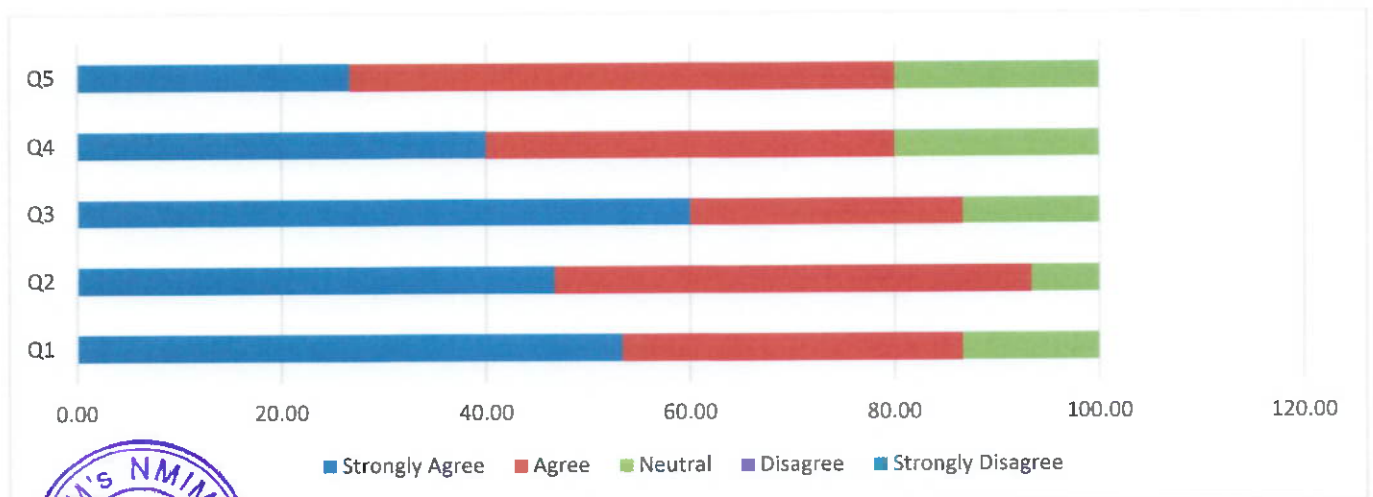
Handwritten signature

3. Employer Feedback Analysis Report (2023-24)

No of Employers from whom feedback taken: 15

Total Responses	15							
	Strongly Agree	Agree	Neutral	Disagree	Strongly Disagree		% of employers who (agree + strongly agree)	% of employers who (disagree + strongly disagree + neutral)
Q1	8	5	2	0	0	Curriculum has balance of theory and practical aspects	86.67	13.33
Q2	7	7	1	0	0	Curriculum imparts knowledge and skills required by industry	93.33	6.67
Q3	9	4	2	0	0	Curriculum includes soft skills required by Industry	86.67	13.33
Q4	6	6	3	0	0	Internship/ Project gives students real - life experiential learning	80.00	20.00
Q5	2	5	1	0	0	Curriculum includes human values and ethics	80.00	20.00

B.Com. (Hons.) Employer Feedback on Curriculum (2023-24)



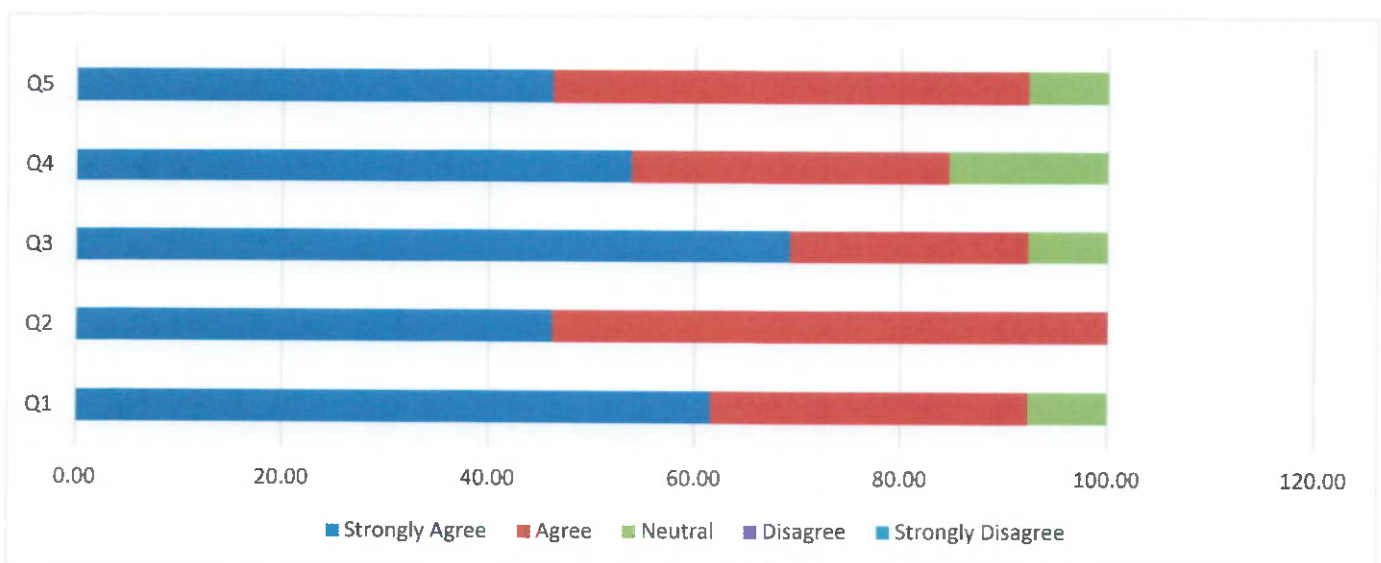
Handwritten signature

4. Alumni Feedback Analysis Report (2023 - 24)

No of Alumni from whom Feedback was taken: 13

	Strongly Agree	Agree	Neutral	Disagree	Strongly Disagree		% of faculty who (agree + strongly agree)	% of faculty who (disagree + strongly disagree + neutral)
Q1	8	4	1	0	0	Syllabus and Courses created interest in order to pursue higher studies	92.31	7.69
Q2	6	7	0	0	0	Curriculum suitable for jobs related to your field	100.00	0.00
Q3	9	3	1	0	0	Curriculum was updated according to recent trends and developments	92.31	7.69
Q4	7	4	2	0	0	Electives offered in curriculum helped you to provide your interest areas	84.62	15.38
Q5	6	6	1	0	0	Curriculum includes the right mix of theory and practical knowledge	92.31	7.69

B.Com. (Hons.) Alumni Feedback Analysis Report (2023 - 24)



Handwritten signature

5. Action Taken Report:

Feedback from different stakeholders (students, faculty, employers, and alumni) was taken with a view to identify the need for curriculum change. The Department Head shared the results of the feedback with the Dean's office at the School of Commerce. Faculty members deliberated and identified the changes required in the curriculum of the program. About 10 percent of changes were proposed to the Dean's office at the School of Commerce as follows:

- The course learning objective for Quantitative Techniques - II is under revision to suit better the industry needs. Accordingly, the curriculum revision is under process.
- It was recommended that the AI tools with more advanced functions to be introduced in the course of Essentials of IT and Advanced Excel. The work of curriculum revision is under process.



[Handwritten signature]